

Steam Traps DK 47 and DK 57 PN 63 / Class 600 DN 3/8", 1/2", 3/4", 1"

Description

Thermodynamic steam trap made of stainless steel.
DK 47 with integral strainer.

DK 47 L specially for low condensate flowrates

DK 47 H for larger condensate flowrates

DK 57 L specially for low condensate flowrates

DK 57 H for larger condensate flowrates

Pressure/Temperature Rating

Max. operating pressure	PMO	42 bar g	609 psi g
Max. allowable temperature	TMA	400 °C	752 °F
Admissible back pressure up to 80 % of upstream pressure			

Dimensions and Weights

DK 47								
End connection: screwed NPT and BSP (ISO 228/1)								
DN	[mm]	10	15	20		25		
	[inch]	3/8	1/2	3/4		1		
Design		L	L	H	L	H	L	H
	Dimensions	L	78	78	78	90	90	95
H		40	40	40	43	43	46	52
H 1		64	64	64	68	68	70	72
A. F.		36	36	41	36	41	36	55
Weight	[kg]	0.75	0.75	0.8	1.0	1.0	1.6	1.6

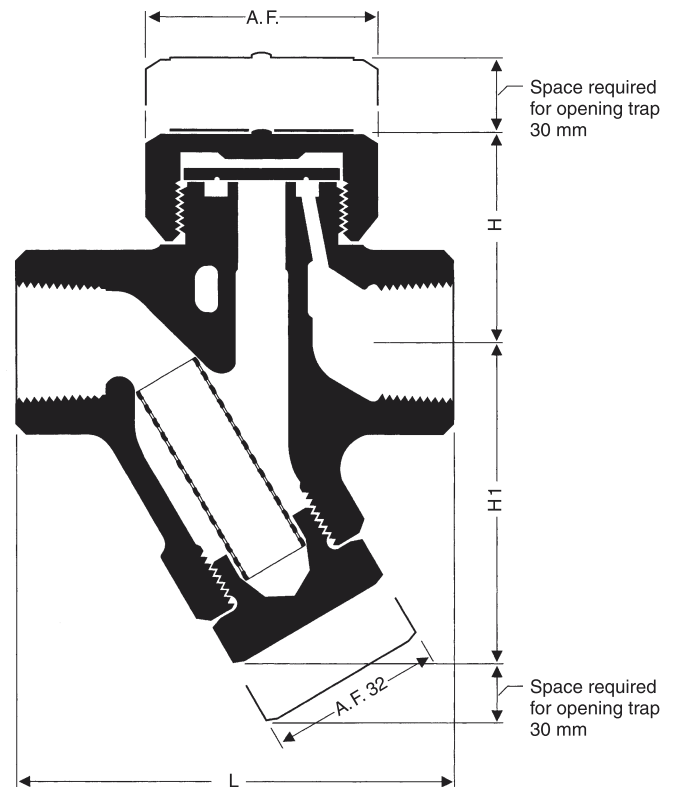
DK 57								
End connection: screwed NPT and BSP (ISO 228/1)								
DN	[mm]	10	15	20		25		
	[inch]	3/8	1/2	3/4		1		
Design		L *)	L	H *)	L	H *)	H *)	
	Dimensions	L	55	65	70	80	80	90
H		35	38	39	43	43	51	
H 1		13	16	16	20	20	23	
A. F.		36	36	41	41	41	55	
Weight	[kg]	0.45	0.5	0.6	0.9	0.9	1.4	

*) on request

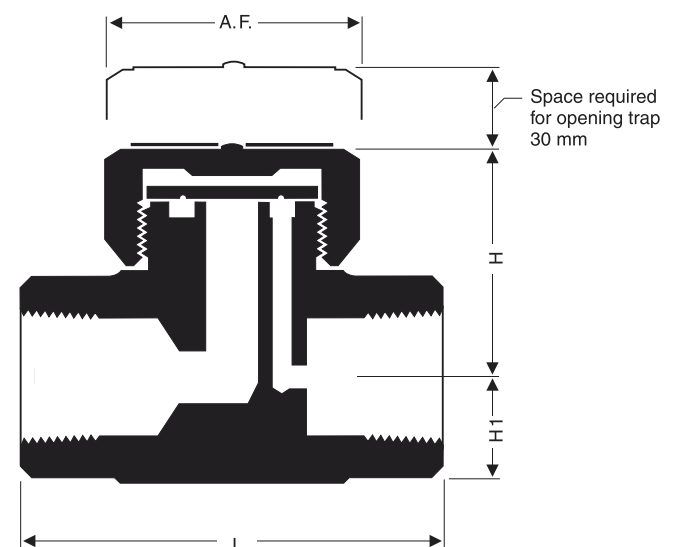
Materials

DK 47		
	ASTM reference	DIN equivalent
Body	A743CA40	1.4027
Cap	AISI 416	1.4005
Valve disc	AISI 420	1.4021
Strainer	A182F304	1.4301
Plug	AISI 416	1.4005

DK 57		
	ASTM reference	DIN equivalent
Body	AISI 420	1.4021
Cap	AISI 416	1.4005
Valve disc	AISI 420	1.4021



DK 47



DK 57

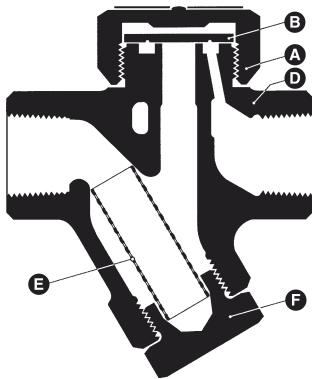
End connections

Screwed sockets NPT, BSP (ISO 228/1)

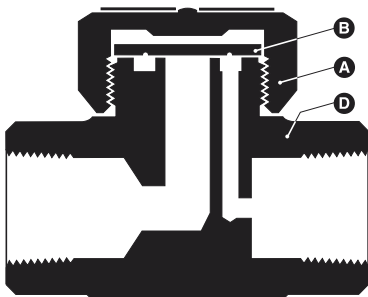
Steam Trap DK 47 and DK 57 PN 63 / Class 600 DN 3/8", 1/2", 3/4", 1"

Capacity Chart

The chart shows the maximum capacities for hot condensate.



DK 47



DK 57

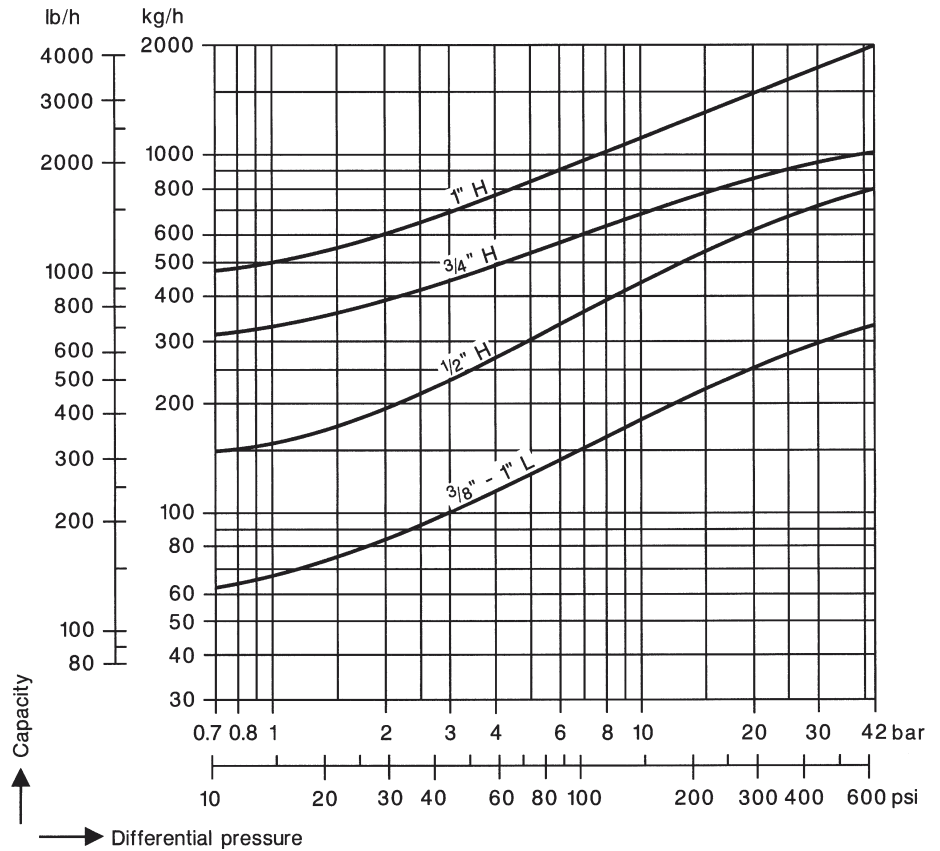
Item no.	Designation
A	Cap
B	Valve disc
D	Body
F	Plug
E	Strainer

When ordering please state:

Steam pressure or operating pressure, back pressure, quantity of condensate to be discharged, design, size, connections, mounting position of the trap and details of application.

Supply in accordance with our general terms of business.

Capacity Chart DK 47



Capacity Chart DK 57

