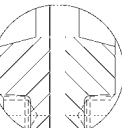
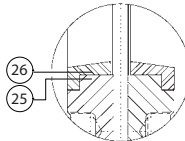


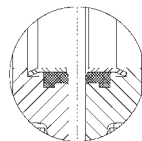
DETAIL A



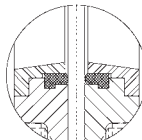
Metal seat



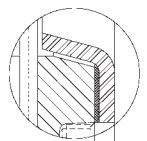
Scraper



Soft seat

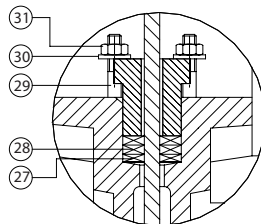


Soft seat with scraper



Deflection cone

DETAIL B



Dimensions\*

DN	INCH	A	B	C	Cylinder	S	J	D	E	X	Kg
50	2"	40	92	220	80	1/4"	96	240	418	9	14
65	2 1/2"	40	92	260	80	1/4"	96	270	455	9	16
80	3"	50	92	303	80	1/4"	96	295	497	9	18
100	4"	50	92	360	100	1/4"	115	335	562	9	23
125	5"	50	102	428	125	1/4"	138	370	639	9	34
150	6"	60	102	493	125	1/4"	138	418	715	9	41
200	8"	60	119	632	160	1/4"	175	522	882	9	73
250	10"	70	119	767	200	3/8"	218	625	1035	9	105
300	12"	70	119	897	200	3/8"	218	725	1160	12	128
350	14"	96	192	1042	250	3/8"	270	845	1321	12	207
400	16"	100	192	1167	250	3/8"	270	945	1471	12	300
450	18"	106	192	1297	300	1/2"	382	1045	1661	12	378
500	20"	110	192	1455	300	1/2"	382	1148	1802	12	445
600	24"	110	290	1705	300	1/2"	382	1360	2082	12	619
700	28"	110	300	1980	350	1/2"	426	1485	2452	12	-
800	32"	110	320	2245	350	1/2"	426	1614	2682	12	-
900	36"	110	320	2495	400	1/2"	538	1793	2945	12	-

Materials\*

	GG25 type	Stainless steel type
1 <b>Body</b>	GG25	1.4408/CF8M
2 <b>Packing gland</b>	Aluminium	1.4408/SS316
3 <b>Gate</b>	1.4301/SS304	1.4408/SS316
4 <b>Support plates</b>	Steel	Steel
5 <b>Lower cap</b>	Aluminium	Aluminium
6 <b>Pneumatic tube</b>	Aluminium	Aluminium
7 <b>Upper cap</b>	Steel	Stainless steel
8 <b>Washer</b>	Steel	Stainless steel
9 <b>Nut</b>	Steel	Stainless steel
10 <b>Rod</b>	Steel	Stainless steel
11 <b>Grower washer</b>	Steel	Stainless steel
12 <b>Bolts</b>	Steel	Stainless steel
13 <b>Studs</b>	Steel	Stainless steel
14 <b>Nut</b>	Autobloc	Autobloc
15 <b>Welle</b>	1.4305/SS305	1.4305/SS305
16 <b>Nut</b>	Autobloc	Autobloc
17 <b>Scraper</b>	Nitrile	Nitrile
18 <b>Nut</b>	Steel	Steel
19 <b>Nut</b>	Bronze	Bronze
20 <b>Sealing ring</b>	Nitrile	Nitrile
21 <b>Sealing gland</b>	1.4408/SS316	1.4408/SS316
22 <b>Piston rod</b>	Nitrile	Nitrile
23 <b>Washer</b>	Steel	Steel
24 <b>Nut</b>	Autobloc	Autobloc
25 <b>Seat</b>	EPDM / NBR / Viton / Silicon / Flucast ABP / PTFE	
26 <b>Ring</b>	1.4408/SS316	1.4408/SS316
27 <b>Packing</b>	Synt. + PTFE / PTFE / Graphite / Ceramic fibre	
28 <b>Toric joint</b>	Nitrile	Nitrile
29 <b>Studs</b>	Steel	Stainless steel
30 <b>Washer</b>	Steel	Stainless steel
31 <b>Nut</b>	Steel	Stainless steel

Pressure

DN50 - DN250:	10 bar
DN300 - DN400:	6 bar
DN450:	5 bar
DN500 - DN600:	4 bar
DN700 - DN1200:	2 bar

Colour\*

 RAL 5015

Flanges drilled according to EN 1092-2, DIN 2501: ISO PN10 and ANSI B16.5 (class 150)

(for further informations please visit our download section on our website)

\*Other dimensions / materials / colours on request