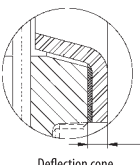
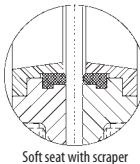
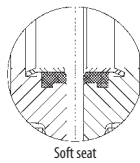
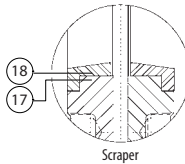
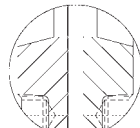
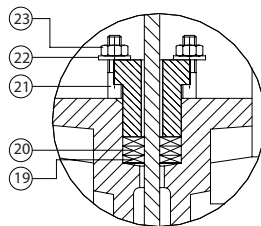


DETAIL A



DETAIL B



Dimensions*

DN	INCH	A	B	C	D	V	X
50	2"	40	92	220	286	200	9
65	2 1/2"	40	92	260	313	200	9
80	3"	50	92	303	339	200	9
100	4"	50	92	360	379	200	9
125	5"	50	102	428	417	250	9
150	6"	60	102	493	468	250	9
200	8"	60	119	632	588	300	9
250	10"	70	119	767	688	300	9
300	12"	70	119	897	788	300	12
350	14"	96	192	1042	903	400	12
400	16"	100	192	1167	1008	400	12
450	18"	106	192	1297	1098	500	12
500	20"	110	192	1455	1214	500	12
600	24"	110	290	1705	1419	500	12

Materials*

	GG25 type	Stainless steel type
1 Body	GG25	1.4408/CF8M
2 Packing gland	Aluminium	1.4408/SS316
3 Gate	1.4301/SS304	1.4408/SS316
4 Support plates	Steel	Steel
5 Greasing	Aluminium	Aluminium
6 Bolts	Aluminium	Aluminium
7 Manoeuvring bolt	Steel	Stainless steel
8 Manoeuvring plug	Bronze	Bronze
9 Spindle	Steel	Steel
10 Grower Washer	Steel	Stainless steel
11 Manoeuvring support	Steel	Stainless steel
12 Manoeuvring nut	Steel	Bronze
13 Stop screw	1.4305/SS305	1.4305/SS305
14 Washer	Brass	Brass
15 Pin	1.4305/SS305	1.4305/SS305
16 Handwheel	Steel	Steel
17 Seat	EPDM / NBR / Viton / Silicon / Flucast ABP / PTFE	
18 Ring	1.4408/SS316	1.4408/SS316
19 Packing	Synt. + PTFE / PTFE / Graphite / Ceramic fibre	
20 Toric joint	Nitrile	Nitrile
21 Studs	Steel	Stainless steel
22 Washer	Steel	Stainless steel
23 Nut	Steel	Stainless steel

Pressure

DN50 - DN250:	10 bar
DN300 - DN400:	6 bar
DN450:	5 bar
DN500 - DN600:	4 bar
DN700 - DN1200:	2 bar

Colour*

RAL 5015

Flanges drilled according to EN 1092-2, DIN 2501: ISO PN10 and ANSI B16.5 (class 150)

(for further informations please visit our download section on our website)

*Other dimensions / materials / colours on request