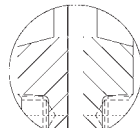
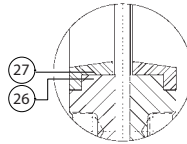


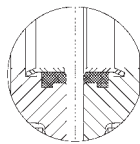
DETAIL A



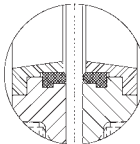
Metal seat



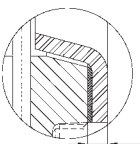
Scraper



Soft seat

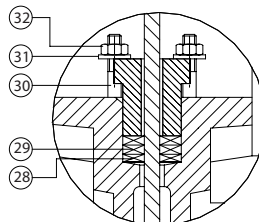


Soft seat with scraper



Deflection cone

DETAIL B



Dimensions*

| DN | INCH | A | B | C | Cylinder | S | J | D | X | Kg |
|-----|--------|----|-----|-----|----------|------|-----|------|----|-----|
| 50 | 2" | 40 | 92 | 220 | 80 | 1/4" | 96 | 412 | 9 | 14 |
| 65 | 2 1/2" | 40 | 92 | 260 | 80 | 1/4" | 96 | 452 | 9 | 16 |
| 80 | 3" | 50 | 92 | 303 | 80 | 1/4" | 96 | 494 | 9 | 18 |
| 100 | 4" | 50 | 92 | 360 | 100 | 1/4" | 115 | 557 | 9 | 23 |
| 125 | 5" | 50 | 102 | 428 | 125 | 1/4" | 138 | 635 | 9 | 34 |
| 150 | 6" | 60 | 102 | 493 | 125 | 1/4" | 138 | 711 | 9 | 41 |
| 200 | 8" | 60 | 119 | 632 | 160 | 1/4" | 175 | 871 | 9 | 73 |
| 250 | 10" | 70 | 119 | 767 | 200 | 3/8" | 218 | 1027 | 9 | 105 |
| 300 | 12" | 70 | 119 | 897 | 200 | 3/8" | 218 | 1177 | 12 | 128 |

Materials*

| | GG25 type | Stainless steel type |
|-------------------------|--|----------------------|
| 1 Body | GG25 | 1.4408/CF8M |
| 2 Packing gland | Aluminium | 1.4408/SS316 |
| 3 Gate | 1.4301/SS304 | 1.4408/SS316 |
| 4 Support plates | Steel | Steel |
| 5 Lower cap | Aluminium | Aluminium |
| 6 Pneumatic tube | Aluminium | Aluminium |
| 7 Washer | Steel | Stainless steel |
| 8 Nut | Steel | Stainless steel |
| 9 Rod | Steel | Stainless steel |
| 10 Grower washer | Steel | Stainless steel |
| 11 Bolts | Steel | Stainless steel |
| 12 Studs | Steel | Stainless steel |
| 13 Nuts | Steel | Stainless steel |
| 14 Spindle | 1.4301/SS304 | 1.4301/SS304 |
| 15 Nut | Autobloc | Autobloc |
| 16 Scraper | Nitrile | Nitrile |
| 17 Fixing nut | Steel | Steel |
| 18 Nut | Bronze | Bronze |
| 19 Sealing rings | Nitrile | Nitrile |
| 20 Sealing gland | 1.4408/SS316 | 1.4408/SS316 |
| 21 Piston rod | Nitrile | Nitrile |
| 22 Washer | 1.4408/SS316 | 1.4408/SS316 |
| 23 Nut | Steel | Steel |
| 24 Spring | F143 | F143 |
| 25 Spring tube | Steel | Steel |
| 26 Seat | EPDM / NBR / Viton / Silicon / Fluocast ABP / PTFE | |
| 27 Ring | 1.4408/SS316 | 1.4408/SS316 |
| 28 Packing | Synt. + PTFE / PTFE / Graphite / Ceramic fibre | |
| 29 Toric joint | Nitrile | Nitrile |
| 30 Studs | Steel | Stainless steel |
| 31 Washer | Steel | Stainless steel |
| 32 Nut | Steel | Stainless steel |

Pressure

| | |
|-----------------|--------|
| DN50 - DN250: | 10 bar |
| DN300 - DN400: | 6 bar |
| DN450: | 5 bar |
| DN500 - DN600: | 4 bar |
| DN700 - DN1200: | 2 bar |

Colour*

 RAL 5015

Flanges drilled according to EN 1092-2, DIN 2501: ISO PN10 and ANSI B16.5 (class 150)
(for further informations please visit our download section on our website)

*Other dimensions / materials / colours on request