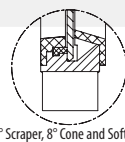
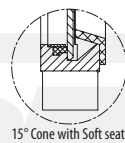
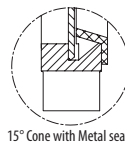
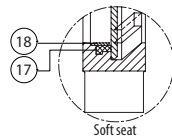
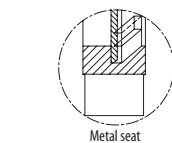
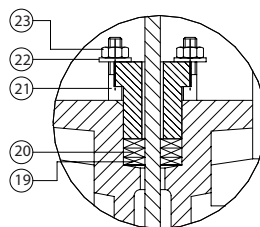


DETAIL A



DETAIL B



Dimensions*

DN	INCH	A	B	C	D	E	F	G
50	2"	40	92	63	244	150	300	395
65	2 1/2"	40	92	70	268	150	300	435
80	3"	50	92	92	296	150	300	458
100	4"	50	92	105	336	150	400	590
125	5"	50	102	120	370	150	400	725
150	6"	60	102	130	421	150	400	892
200	8"	60	119	160	527	323	600	1280
250	10"	70	119	198	628	323	600	1430
300	12"	70	119	234	728	323	600	1580

Materials*

Execution in:	Cast iron	Stainless steel
1 Body	GG25	1.4408/CF8M
2 Packing gland	Aluminium	1.4408/SS316
3 Gate	1.4301/SS304	1.4408/SS316
4 Support plates	Steel	Steel
5 Greaser	Aluminium	Aluminium
6 Nuts	Stainless steel	Stainless steel
7 Nuts	Stainless steel	Stainless steel
8 Nuts	Stainless steel	Stainless steel
9 Shaft	1.4301/SS304	1.4301/SS304
10 Washer	Stainless steel	Stainless steel
11 Actuator nut	Bronze	Bronze
12 Bridge	Steel	Steel
13 Washer	Brass	Brass
14 Chainwheel	Steel	Steel
15 Screw	Steel	Steel
16 Lever	Steel	Steel
17 Seat	EPDM / NBR / Viton / Silicon / Flucast ABP / PTFE	
18 Sealing ring	1.4408/SS316	1.4408/SS316
19 Packing	Synt. + PTFE / PTFE / Graphite / Ceramic fibre	
20 Packing joint	EPDM / NBR / Viton / PTFE	
21 Gland studs	Stainless steel	Stainless steel
22 Washer	Stainless steel	Stainless steel
23 Nut	Stainless steel	Stainless steel

Pressure

DN50 - DN250:	10 bar
DN300 - DN400:	6 bar
DN450:	5 bar
DN500 - DN600:	4 bar
DN700 - DN1200:	2 bar

Colour*

 RAL 5015

Flanges drilled according to EN 1092-2 and DIN 2501: ISO PN10
(for further informations please visit our download section on our website)

*Other dimensions / materials / colours on request