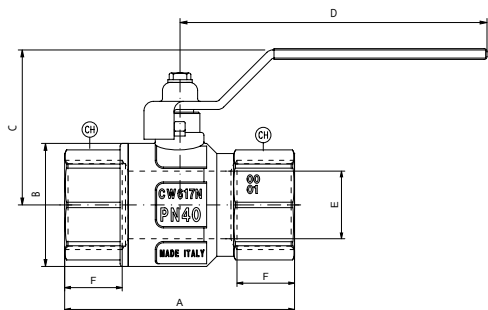


KH107-MMTHI



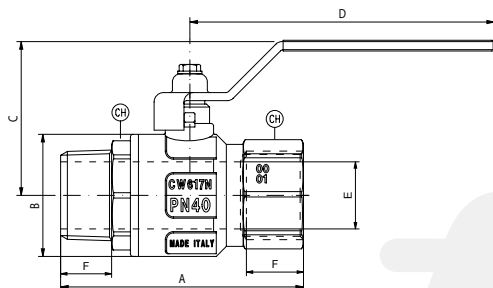
Abmessungen / Dimensions [mm]

DN	INCH	A	B	C	D	E	F	CH	bar	psi
8	1/4"	49,5	23,5	41,8	85,5	10	11	18	50	725
10	3/8"	52,4	24	41,8	85,5	10	11,4	21	50	725
15	1/2"	61	30,5	50,3	92,5	15	15	25	50	725
20	3/4"	68	37	56,3	113,5	20	16,3	31	40	580
25	1"	85	45,5	60,3	113,5	25	19,1	38	40	580
32	1 1/4"	99,5	58	76,3	138	32	21,4	47	30	435
40	1 1/2"	109	71	91,8	158	40	21,4	54	30	435
50	2"	130	85	98,8	158	50	25,7	66	25	362,5

Merkmale / Features

- D**
- Innengewinde: ISO 7/1 Rp (parallel) nach DIN EN 10226-1 und BS EN 10226-1
 - Außengewinde: ISO 7/1 R (kegelig) nach DIN EN 10226-1 und BS EN 10226-1
 - DVGW für Trinkwasser gemäß EN 13828
 - Voller Durchgang
 - Gehäuse: Messing CW617N, verchromt
 - Kugel: Messing CW617N, verchromt
 - Dichtung Kugel: PTFE
 - O-Ringe: NBR/VITON
 - Temperatur (min./max.): -20°C ... +150°C
 - Mit flachem Hebelgriff (Stahl) oder T-Griff (Alu)
- E**
- Female thread: ISO 7/1 Rp (parallel) acc. to DIN EN 10226-1 and BS EN 10226-1
 - Male thread: ISO 7/1 R (tapered) acc. to DIN EN 10226-1 and BS EN 10226-1
 - DVGW for drinking water ac. to EN 13828
 - Full bore
 - Body: chrome-plated brass CW617N
 - Ball: chrome-plated brass CW617N
 - Ball seat: PTFE
 - O-rings: NBR/VITON
 - Temperature (min./max.): -20°C ... +150°C
 - With flat lever handle (steel) or T handle (Alu)

KH107-MMTHZ




Abmessungen / Dimensions [mm]

DN	INCH	A	B	C	D	E	F	CH	bar	psi
8	1/4"	56,9	23,5	41,8	85,5	8	11	18	50	725
10	3/8"	58,9	24	41,8	85,5	10	11,4	21	50	725
15	1/2"	68	30,5	50,3	92,5	15	15	25	50	725
20	3/4"	75,5	37	56,3	113,5	20	16,3	31	40	580
25	1"	90,5	45,5	60,3	113,5	25	19,1	38	40	580
32	1 1/4"	105	58	76,3	138	32	21,4	47	30	435
40	1 1/2"	115,5	71	91,8	158	39	21,4	54	30	435
50	2"	135,5	85	98,8	158	50	25,7	66	25	362,5

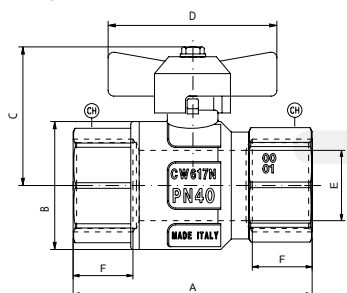


KH107-MMTHI




KH107-MMTTI

KH107-MMTTI




Abmessungen / Dimensions [mm]

DN	INCH	A	B	C	D	E	F	CH	bar	psi
8	1/4"	49,5	23,5	37,3	47	10	11	18	50	725
10	3/8"	52,4	24	37,3	47	10	11,4	21	50	725
15	1/2"	61	30,5	43,8	54	15	15	25	50	725
20	3/4"	68	37	46,8	62	20	16,3	31	40	580
25	1"	85	45,5	50,8	62	25	19,1	38	40	580

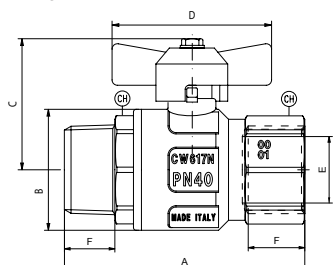


KH107-MMTHZ



KH107-MMTTZ

KH107-MMTTZ



Abmessungen / Dimensions [mm]

DN	INCH	A	B	C	D	E	F	CH	bar	psi
8	1/4"	56,9	23,5	37,3	47	8	11	18	50	725
10	3/8"	58,9	24	37,3	47	10	11,4	21	50	725
15	1/2"	68	30,5	43,8	54	15	15	25	50	725
20	3/4"	75,5	37	46,8	62	20	16,3	31	40	580
25	1"	90,5	45,5	50,8	62	25	19,1	38	40	580

KH107

copyright © by
FERGO® Armaturen GmbH

Blindeisenweg 31
D-41468 Neuss

Tel.: +49(0) 2131 - 15 39 28-0
Fax: +49(0) 2131 - 15 39 28-99

Web: www.fergo.biz
E-Mail: info@fergo.biz

DVGW
fergo