

Features

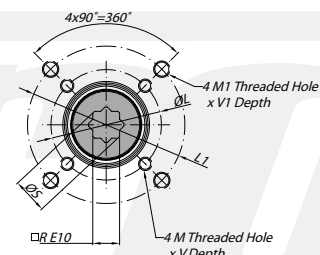
Mounting of solenoid valves	Namur Std.
Mounting of devices	NAMUR VDI/VDE 3845 Std.
Coupling according to	ISO 5211 and DIN 3337
Marking	Ex II 2 G Dc LCIE 05 AR 022
Certificates	ISO 9001 / SIL 3

Materials

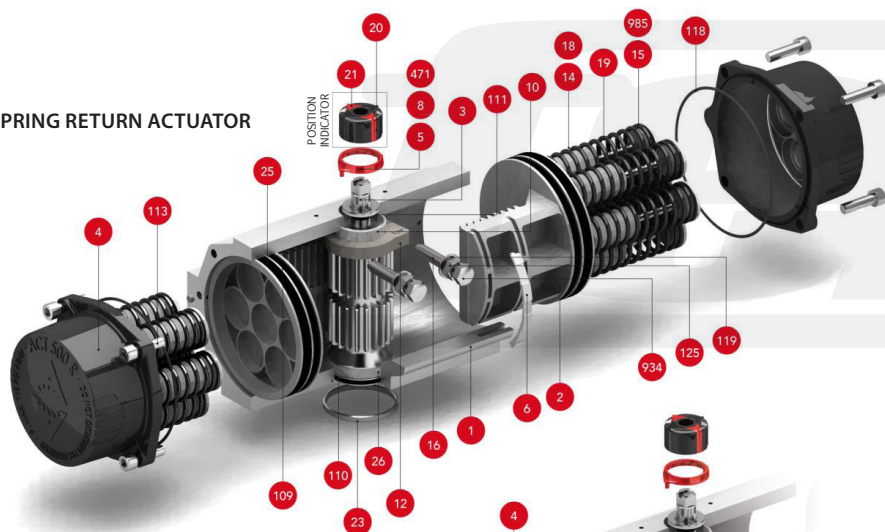
1	Body	Aluminium hard anodized
2	Piston	Aluminium
3	Pinion	Nickel plated carbon steel
4	End caps	Aluminium epoxy coated
5	Soft piston washer	Polyamide PA 6,6
6	Slide piston	Polyamide PA 6,6 + 30% G.F.
8	Pinion washer	Stainless steel
10	Upper pinion bearing	Polyamide PA 6,6
12	Stop	ASTM A 105
14	(*) Springs long support	Polyamide PA 6,6
15	(*) Springs short support	Polyamide PA 6,6
16	Leveling screw	Stainless steel
18	(*) Bolt	Stainless steel
19	(*) Spring	DIN 2076 - D-5,6
20	Position indicator	Polyamide
21	Cam	Polyamide
23	Centering ring	Nickel plated carbon steel
24	Plug air stop	NBR
25	Slide guide	Polyamide PA 6,6 + 30% G.F.
26	Lower pinion bearing	Polyamide PA 6,6
109	O-ring	NBR
110	O-ring	NBR
111	O-ring	NBR
113	Bolt	Stainless steel
118	O-ring	NBR
119	O-ring	NBR
125	Washer	Stainless steel
913	Set screw	Stainless steel
471	External circlip	Stainless steel
934	Nut	Stainless steel
985	(*) Nut	Stainless steel

(*) Only for series SR

ISO 5211 DETAIL




SPRING RETURN ACTUATOR



POSITION INDICATOR



DOUBLE ACTING ACTUATOR



Dimensions [mm]

A	A'	B	C	D	E	F	I	R	ØS	ISO 5211	ØL	MxV	ISO 5211	ØL1	M1xV1	ØT	X	U
560	439	249	212,5	116	114	16	18,6	36	48,5	F10	102	M10x17	F14	140	M16x26	100	4	48

Max. pressure	Rotation	Screw stroke adjustment	Chamber Ø (mm)	Air volume (L)		Stroke Time, Sec. (A)		Operating Temperature (°C)		
				Opening	Closing	Opening	Closing	STD (std.)	HT (high temp.)	LT (low temp.)
8 bar	90° ± 5°	for 1° need 1/4 turn	180	6,95	4,64	D 1,20	D 1,50	NBR O-ring	FPM O-ring	Silicone O-ring
						S 2,20	S 2,80	-30°...+100°C	-15°...+150°C	-40°...+80°C

DA double acting actuator torque output in [Nm]

Type	3 bar		3,5 bar		4 bar		4,5 bar		5 bar		5,5 bar		6 bar		6,5 bar		7 bar		8 bar		Weight [kg]
	0°	90°	0°	90°	0°	90°	0°	90°	0°	90°	0°	90°	0°	90°	0°	90°	0°	90°	0°	90°	
D	519		606		692		779		865		952		1038		1125		1211		1384		25,8

SR spring return actuator torque output in [Nm]

Type	3 bar		3,5 bar		4 bar		4,5 bar		5 bar		5,5 bar		6 bar		6,5 bar		7 bar		8 bar		Spring stroke	Weight [kg]	
	0°	90°	0°	90°	0°	90°	0°	90°	0°	90°	0°	90°	0°	90°	0°	90°	0°	90°	0°	90°			
S06	373	289	460	376	546	462	633	549	720	635	806	722	893	808	979	895	1066	981	1239	1154	171	271	30,1
S08	325	213	411	299	498	386	584	472	671	559	758	645	844	732	931	818	1017	905	1190	1078	229	361	31,1
S10	276	136	363	222	449	309	536	395	622	482	709	569	795	655	882	742	969	828	1142	1001	286	451	32,2
S12					401	232	487	319	574	405	660	492	747	578	833	665	920	751	1093	924	343	541	33,2
S14**									525	329	612	415	698	502	785	588	871	675	1044	848	400	631	34,3

** Standard construction