

Features

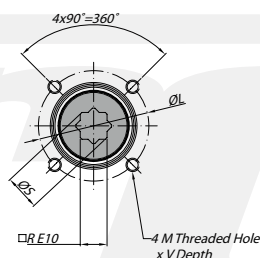
Mounting of solenoid valves	Namur Std.
Mounting of devices	NAMUR VDI/VDE 3845 Std.
Coupling according to	ISO 5211 and DIN 3337
Marking	Ex II 2 GDc LCIE 05 AR 022
Certificates	ISO 9001 / SIL 3

Materials

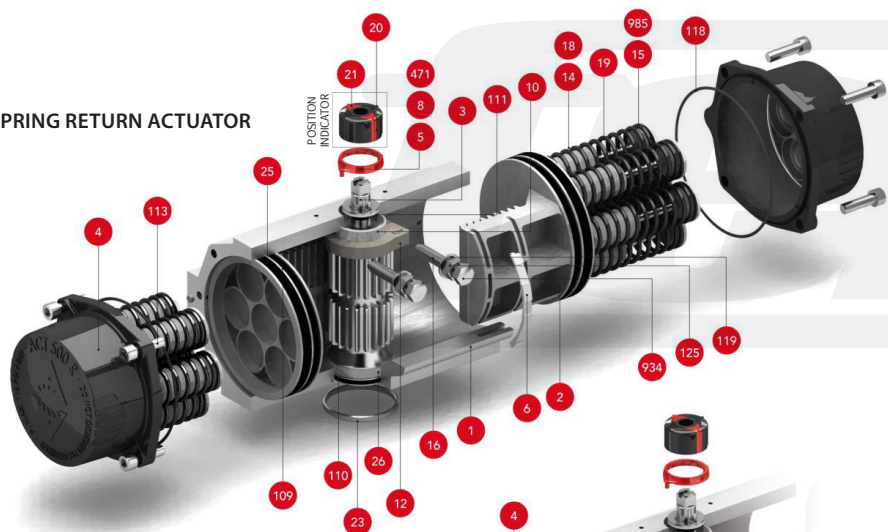
1 Body	Aluminium hard anodized
2 Piston	Aluminium
3 Pinion	Nickel plated carbon steel
4 End caps	Aluminium epoxy coated
5 Soft piston washer	Polyamide PA 6,6
6 Slide piston	Polyamide PA 6,6 + 30% G.F.
8 Pinion washer	Stainless steel
10 Upper pinion bearing	Polyamide PA 6,6
12 Stop	ASTM A 105
14 (*) Springs long support	Polyamide PA 6,6
15 (*) Springs short support	Polyamide PA 6,6
16 Leveling screw	Stainless steel
18 (*) Bolt	Stainless steel
19 (*) Spring	DIN 2076 - D-5,6
20 Position indicator	Polyamide
21 Cam	Polyamide
23 Centering ring	Nickel plated carbon steel
24 Plug air stop	NBR
25 Slide guide	Polyamide PA 6,6 + 30% G.F.
26 Lower pinion bearing	Polyamide PA 6,6
109 O-ring	NBR
110 O-ring	NBR
111 O-ring	NBR
113 Bolt	Stainless steel
118 O-ring	NBR
119 O-ring	NBR
125 Washer	Stainless steel
913 Set screw	Stainless steel
471 External circlip	Stainless steel
934 Nut	Stainless steel
985 (*) Nut	Stainless steel

(*) Only for series SR

ISO 5211 DETAIL




SPRING RETURN ACTUATOR



POSITION INDICATOR



DOUBLE ACTING ACTUATOR



Dimensions [mm]

A	A'	B	C	D	E	F	I	R	ØS	ISO 5211	ØL	MxV	ISO 5211	ØL1	M1xV1	ØT	X	U
195	158	115	91	56	45	9	12,5	14	18,1	F04	42	M5x10	-	-	-	35	3	12
195	158	115	91	56	45	9	12,5	14	18,1	F05	50	M6x10	-	-	-	35	3	12

Max. pressure	Rotation	Screw stroke adjustment	Chamber Ø (mm)	Air volume (L)		Stroke Time, Sec. (A)		Operating Temperature (°C)			
				Opening	Closing	Opening	Closing	STD (std.)	HT (high temp.)	LT (low temp.)	
8 bar	90° ± 5°	for 1° need 1/4 turn	60,2	0,27	0,23	D 0,08	D 0,08	NBR O-ring	FPM O-ring	Silicone O-ring	
						S 0,20	S 0,29	-30°...+100°C	-15°...+150°C	-40°...+80°C	

DA double acting actuator torque output in [Nm]

Type	3 bar		3,5 bar		4 bar		4,5 bar		5 bar		5,5 bar		6 bar		6,5 bar		7 bar		8 bar		Weight [kg]
	0°	90°	0°	90°	0°	90°	0°	90°	0°	90°	0°	90°	0°	90°	0°	90°	0°	90°			
D	20,3	23,7	27,1	30,5	33,9	37,3	41	44	47	54	2,1										

SR spring return actuator torque output in [Nm]

Type	3 bar		3,5 bar		4 bar		4,5 bar		5 bar		5,5 bar		6 bar		6,5 bar		7 bar		8 bar		Spring stroke		Weight [kg]
	0°	90°	0°	90°	0°	90°	0°	90°	0°	90°	0°	90°	0°	90°	0°	90°	0°	90°	End	Start			
S04	16	14	20	17	23	20	26	24	30	27	33	30	37	34	40	37	43	41	50	47	5	8	2,17
S06	14	10	18	14	21	17	24	20	28	24	31	27	34	30	38	34	41	37	48	44	7	12	2,20
S08			15	10	19	14	22	17	26	20	29	24	32	27	36	30	39	34	46	41	10	16	2,23
S10							20	14	24	17	27	20	30	24	34	27	37	30	44	37	12	20	2,26
S12									21	13	25	17	28	20	32	24	35	27	42	34	15	24	2,29
S14**									23	13	26	17	30	20	33	24	40	30	17	28			2,32

** Standard construction