

Features

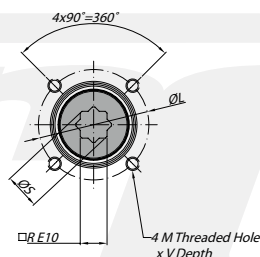
Mounting of solenoid valves	Namur Std.
Mounting of devices	NAMUR VDI/VDE 3845 Std.
Coupling according to	ISO 5211 and DIN 3337
Marking	Ex II 2 GDc LCIE 05 AR 022
Certificates	ISO 9001 / SIL 3

Materials

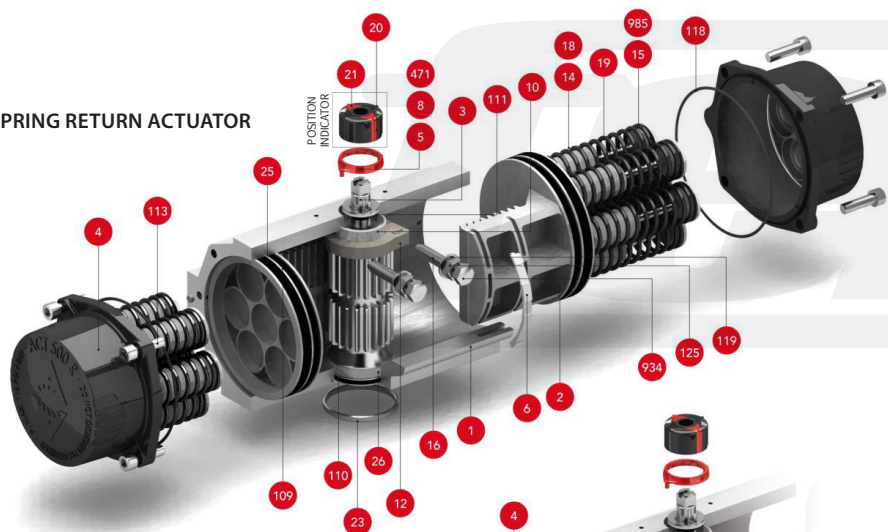
1	Body	Aluminium hard anodized
2	Piston	Aluminium
3	Pinion	Nickel plated carbon steel
4	End caps	Aluminium epoxy coated
5	Soft piston washer	Polyamide PA 6,6
6	Slide piston	Polyamide PA 6,6 + 30% G.F.
8	Pinion washer	Stainless steel
10	Upper pinion bearing	Polyamide PA 6,6
12	Stop	ASTM A 105
14	(*) Springs long support	Polyamide PA 6,6
15	(*) Springs short support	Polyamide PA 6,6
16	Leveling screw	Stainless steel
18	(*) Bolt	Stainless steel
19	(*) Spring	DIN 2076 - D-5,6
20	Position indicator	Polyamide
21	Cam	Polyamide
23	Centering ring	Nickel plated carbon steel
24	Plug air stop	NBR
25	Slide guide	Polyamide PA 6,6 + 30% G.F.
26	Lower pinion bearing	Polyamide PA 6,6
109	O-ring	NBR
110	O-ring	NBR
111	O-ring	NBR
113	Bolt	Stainless steel
118	O-ring	NBR
119	O-ring	NBR
125	Washer	Stainless steel
913	Set screw	Stainless steel
471	External circlip	Stainless steel
934	Nut	Stainless steel
985	(*) Nut	Stainless steel

(*) Only for series SR

ISO 5211 DETAIL




SPRING RETURN ACTUATOR



POSITION INDICATOR



DOUBLE ACTING ACTUATOR



Dimensions [mm]

A	A'	B	C	D	E	F	I	R	ØS	ISO 5211	ØL	MxV	ISO 5211	ØL1	M1xV1	ØT	X	U
397	304	199	173	96	85	12	12,5	22	28,5	F10	102	M10x16	-	-	-	70	3	32

Max. pressure	Rotation	Screw stroke adjustment	Chamber Ø (mm)	Air volume (L)		Stroke Time, Sec. (A)		Operating Temperature (°C)		
				Opening	Closing	Opening	Closing	STD (std.)	HT (high temp.)	LT (low temp.)
8 bar	90° ± 5°	for 1° need 1/4 turn	140,2	2,95	2,74	D 0,40	D 0,50	NBR O-ring		
						S 0,90	S 1,10	-30°...+100°C	-15°...+150°C	-40°...+80°C

DA double acting actuator torque output in [Nm]

Type	3 bar		3,5 bar		4 bar		4,5 bar		5 bar		5,5 bar		6 bar		6,5 bar		7 bar		8 bar		Weight [kg]
	0°	90°	0°	90°	0°	90°	0°	90°	0°	90°	0°	90°	0°	90°	0°	90°	0°	90°			
D	217	253	289	325	361	397	433	469	505	577	11,2										

SR spring return actuator torque output in [Nm]

Type	3 bar		3,5 bar		4 bar		4,5 bar		5 bar		5,5 bar		6 bar		6,5 bar		7 bar		8 bar		Spring stroke	Weight [kg]	
	0°	90°	0°	90°	0°	90°	0°	90°	0°	90°	0°	90°	0°	90°	0°	90°	0°	90°					
S06	152	119	188	155	224	191	260	227	296	263	333	299	369	335	405	371	441	407	513	480	76	115	13,33
S08	131	86	167	122	203	158	239	194	275	231	311	267	347	303	383	339	419	375	492	447	101	153	13,84
S10					181	126	217	162	254	198	290	234	326	270	362	306	398	342	470	414	126	192	14,35
S12					196	129	232	165	268	201	304	238	340	274	376	310	449	382	152	230	230	14,85	
S14**									247	169	283	205	319	241	355	277	427	349	177	268	268	15,36	

** Standard construction